

Brief Report on Communication of Student Assessment Results

Objective: To outline the methods and best practices for effectively communicating student assessment results through WhatsApp groups, notice boards, and classroom display of answer scripts.

1. WhatsApp. Group Communication

- **Purpose:** Quick dissemination of general information about assessment results.
- **Best Practices:**
 - Never share individual scores or feedback in the group to maintain confidentiality.
 - Use WhatsApp only for general updates; detailed feedback should be shared in private messages or face-to-face.

2. Notice Board Communication

- **Purpose:** Publicly display student results in an organized and respectful manner.
- **Method:**
 - Display results by student code or roll number (not names) to maintain privacy.
 - Results should be easy to read and include basic feedback or next steps.
 - **Example:** A list of student codes, their corresponding scores, and brief feedback (e.g., "Great work on the analysis; focus on improving time management for the next task").
- **Best Practices:**
 - Ensure anonymity (use student codes, not names).
 - If answer scripts need to be reviewed, include instructions for students to pick them up in class.
 - Avoid detailed explanations or personal feedback on the board—direct students to individual discussions or follow-up.

3. Classroom Display of Answer Scripts

- **Purpose:** Allow students to review their answer scripts in a controlled and private manner.
- **Method:**
 - Distribute scripts individually or allow students to collect them at the front.
 - Provide time for students to review their work quietly and ask questions.
 - **Example:** "Your answer scripts are available for review. Please come up to collect yours. I'll be available to clarify any doubts afterward."
- **Best Practices:**
 - Maintain privacy by allowing each student to review their own work.
 - Conduct a group review or general feedback session to discuss common errors and learning points after the individual review.

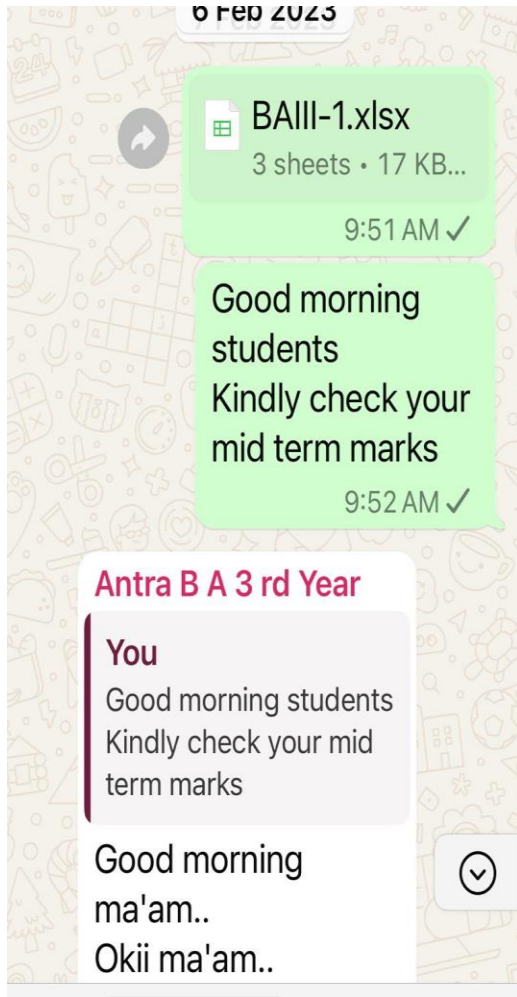
- Schedule individual consultations if students need more time to discuss their performance.
-

Key Principles Across All Methods:

- **Confidentiality:** Ensure that individual student results are communicated privately, whether through WhatsApp messages or during classroom interactions.
- **Clarity:** Use clear instructions on where and how students can access their results and feedback.
- **Supportive Communication:** Adopt a constructive and empathetic tone to help students understand their results and areas for improvement.
- **Opportunities for Follow-up:** Provide opportunities for students to ask questions or seek further clarification, whether through office hours or one-on-one consultations.

Conclusion:

By combining WhatsApp groups, notice boards, and classroom-based review sessions, educators can ensure that student assessment results are communicated efficiently, transparently, and supportively. These methods allow students to access their results, understand their performance, and receive guidance on how to improve in a respectful and private manner.



Ananta
Principal
RKMV, Shimla-1.
Principal
R.K.M.V., Shimla

9:18

< 88



History 3rd yea...
👉👉👉, 1, Akshita, Ami...

Hemu

Good afternoon students.
The CCA of the following students is not uploaded because their Roll.nos are not reflecting on CCA Portal.

1. 1221710019
2. 1221710058
3. 1221710070
4. 1221710156
5. 1221710179
6. 1221710235
7. 1221710312
8. 1221710423
9. 1221710664

Hemu

| Sl. No. | Enrollment Roll No. | Class | Roll No. | MTT Marks | 2023-24 | Assessment Mark | Attendance | Total |
|---------|---------------------|-------|------------|-----------|---------|-----------------|------------|-------|
| 1 | 1221710019 | 12 | 1221710019 | 13 | 4 | | | |
| 2 | 1221710058 | 12 | 1221710058 | 13 | 18 | | | |
| 3 | 1221710070 | 12 | 1221710070 | 13 | 18 | | | |
| 4 | 1221710156 | 12 | 1221710156 | 13 | 8 | | | |
| 5 | 1221710179 | 12 | 1221710179 | 13 | 18 | | | |
| 6 | 1221710235 | 12 | 1221710235 | 13 | 18 | | | |
| 7 | 1221710312 | 12 | 1221710312 | 13 | 18 | | | |
| 8 | 1221710423 | 12 | 1221710423 | 13 | 18 | | | |
| 9 | 1221710664 | 12 | 1221710664 | 13 | 18 | | | |
| 10 | 1221710019 | 12 | 1221710019 | 13 | 18 | | | |
| 11 | 1221710058 | 12 | 1221710058 | 13 | 18 | | | |
| 12 | 1221710070 | 12 | 1221710070 | 13 | 18 | | | |
| 13 | 1221710156 | 12 | 1221710156 | 13 | 18 | | | |
| 14 | 1221710179 | 12 | 1221710179 | 13 | 18 | | | |
| 15 | 1221710235 | 12 | 1221710235 | 13 | 18 | | | |
| 16 | 1221710312 | 12 | 1221710312 | 13 | 18 | | | |
| 17 | 1221710423 | 12 | 1221710423 | 13 | 18 | | | |
| 18 | 1221710664 | 12 | 1221710664 | 13 | 18 | | | |

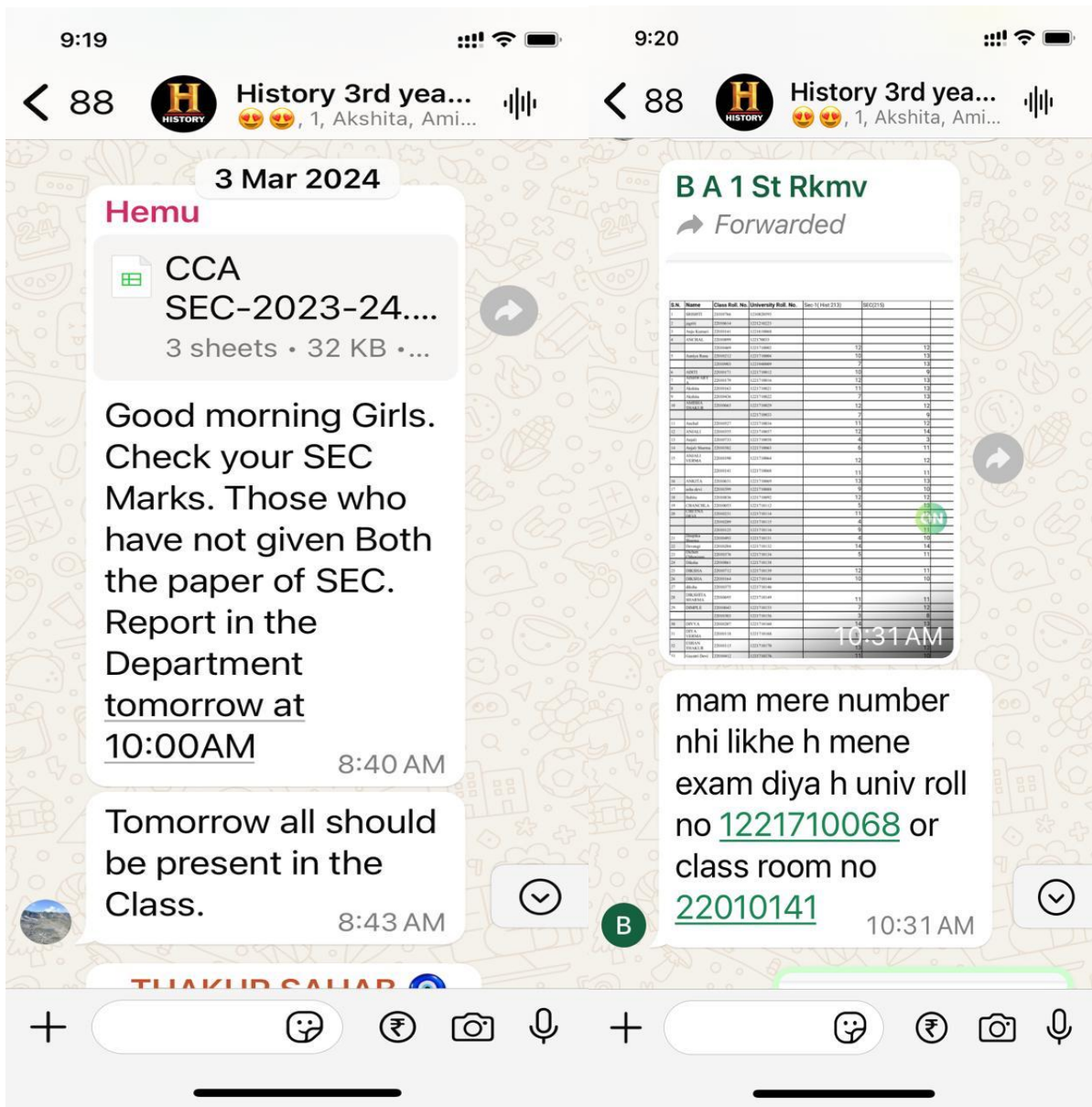
pdf Assessment BA 2nd Year 2023-...
19 pages • 1.2 MB • ...

10:46 AM

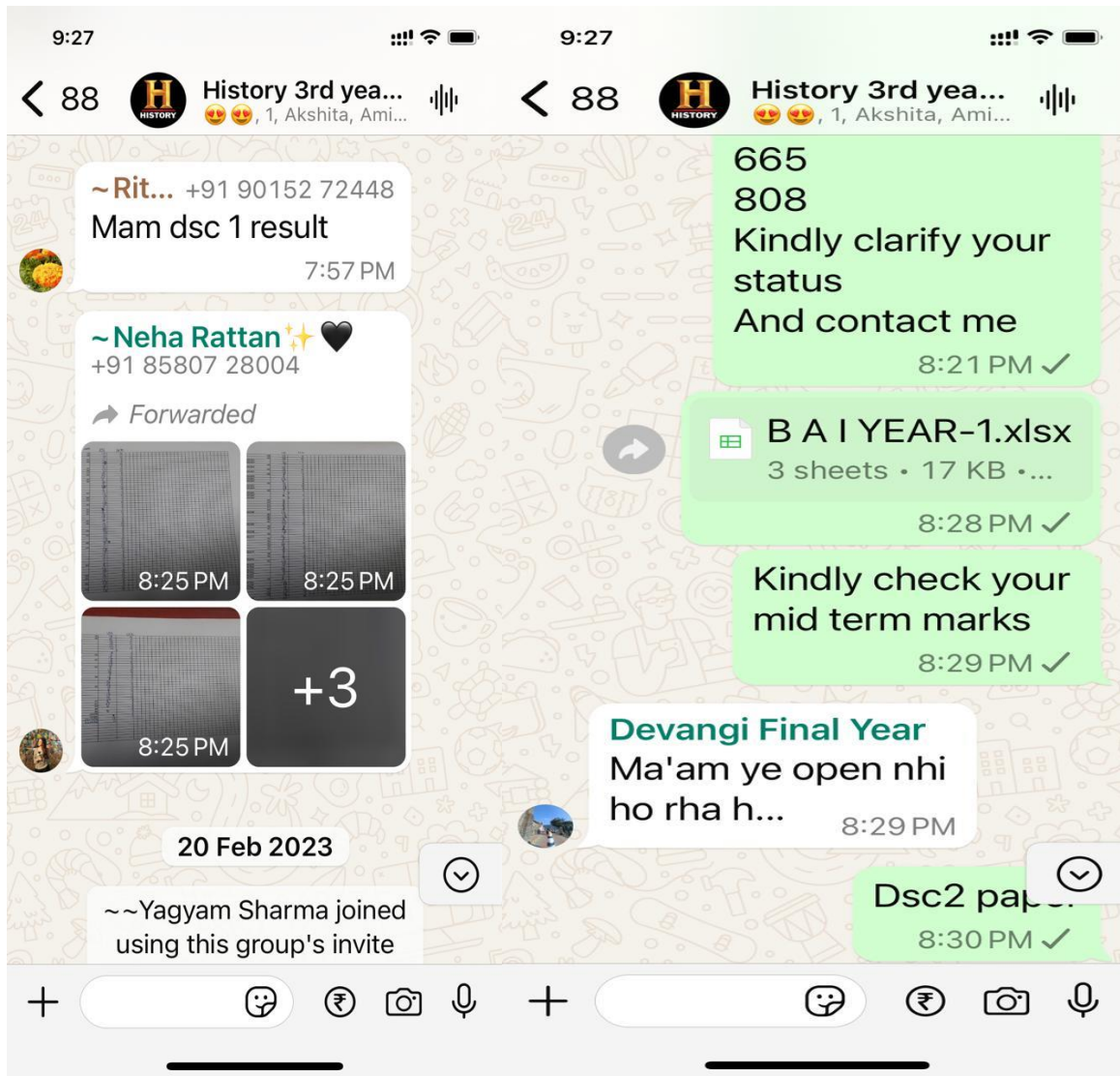
Good morning girls. See your MTT marks. The Roll.nos which are highlighted with yellow colour have not given one of the papers of DSC History.


10:51 AM

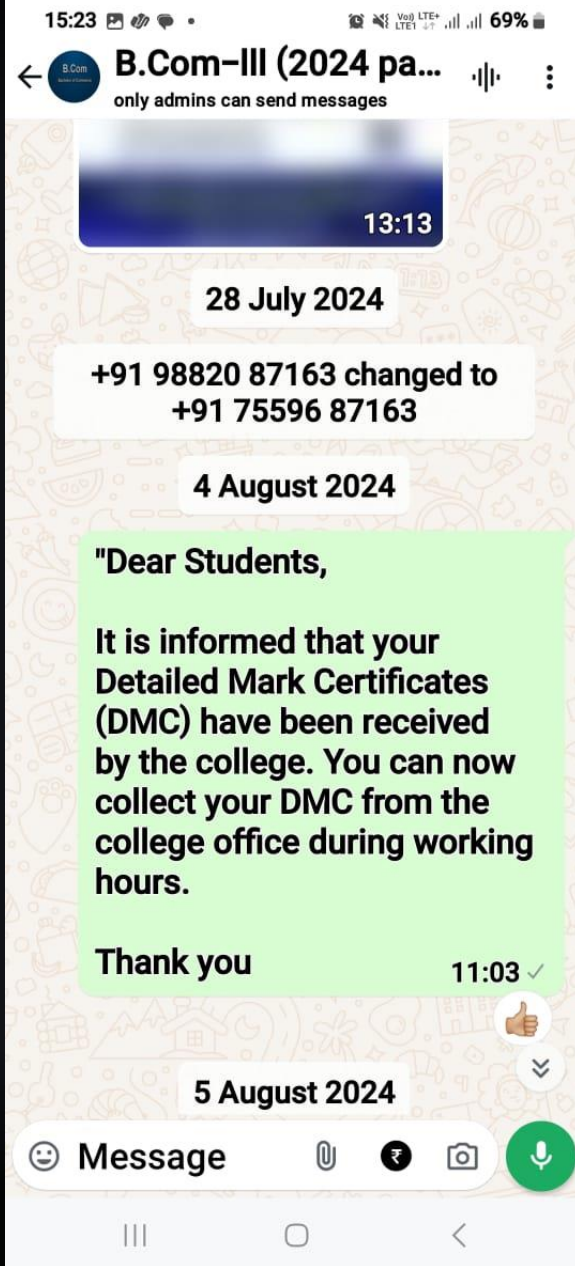
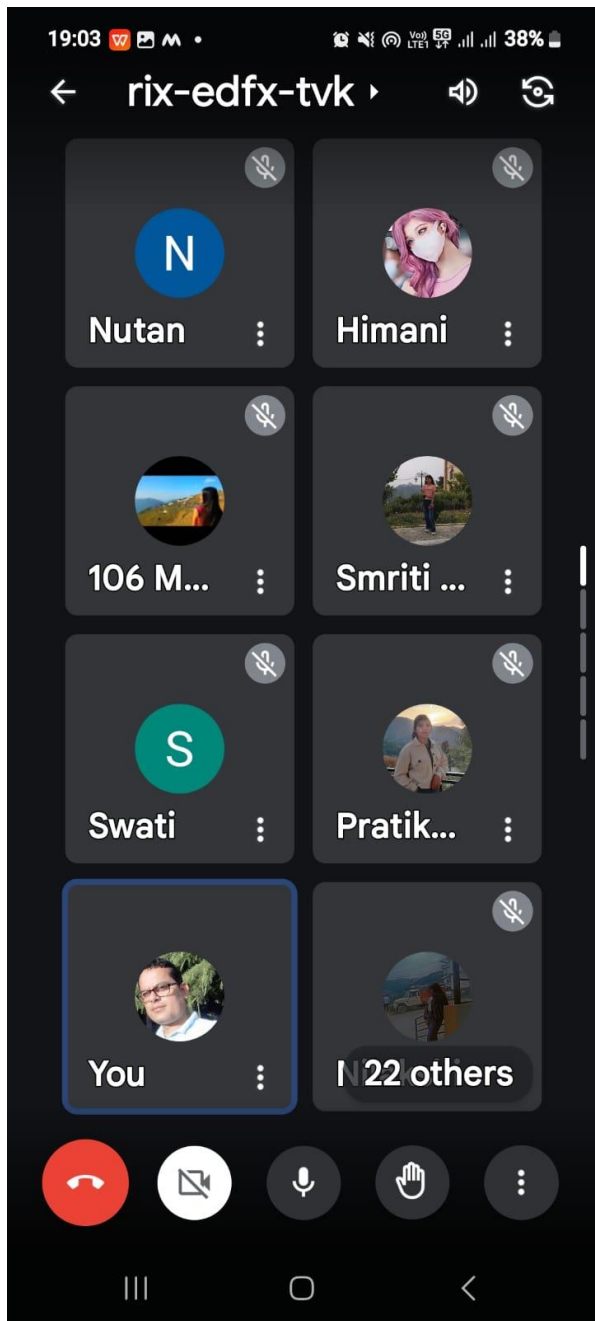
Anurag
Principal
RKMV, Shimla-1.
Principal
R.K.M.V., Shimla



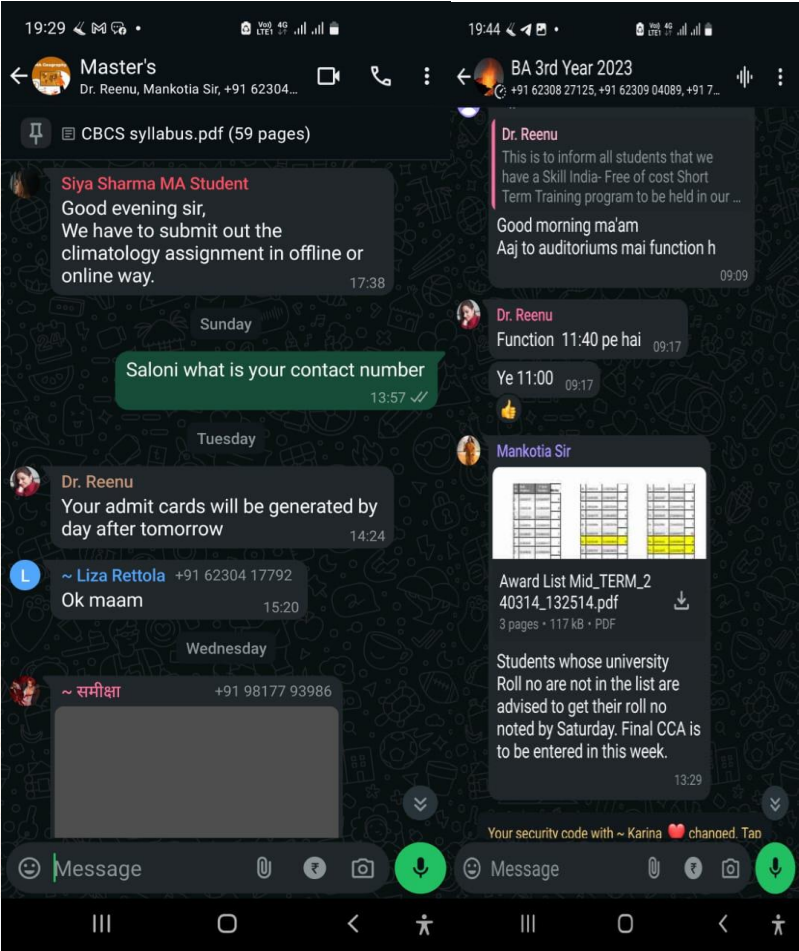
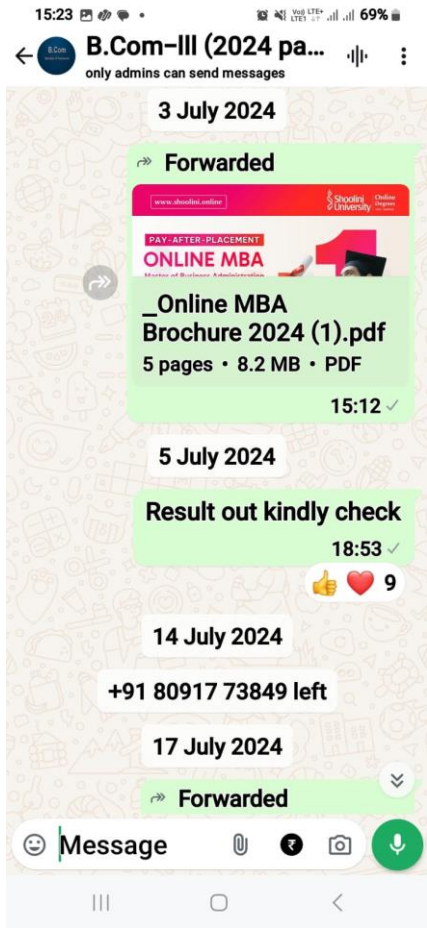
Anurita
Principal
RKMV, Shimla-1.
Principal
R.K.M.V., Shimla





Principal
RKMV, Shimla-1.
Principal
R.K.M.V., Shimla



Anurag
Principal
RKMV, Shimla-1.
Principal
R.K.M.V., Shimla




 Principal
 RKMV, Shimla-1.
 Principal
 R.K.M.V., Shimla



Anurag
Principal
RKMV, Shimla-1.
Principal
R.K.M.V., Shimla